



CLADDING

BUSHFIRE RESISTANT CLADDING
PRODUCT SELECTION GUIDE



www.northdentimber.com.au

Table of Contents

04	INTRODUCTION
05	THINGS TO CONSIDER WHEN CHOOSING CLADDING
07	CLADDING PROFILES
16	FINISHING AND MAINTAINANCE
18	INSTALLATION INSTRUCTIONS
21	OUR HARDWOODS
22	GALLERY



“Manufacturing innovative building products through the ethical use and re-use of Australian Native Hardwoods”

NORTH EDEN TIMBER

Ironbark Allure Cladding

CLADDING

Page 3




Silvertop Ash Allure Cladding

Australian Hardwood Cladding

North Eden Timber offers a premium range of Australian hardwood cladding, sourced from some of the toughest and most durable timbers in the world.

Featuring species like Ironbark, Spotted Gum, Blackbutt and Forest Red Gum, our timber products are perfect for both residential and commercial projects. These Australian hardwoods are celebrated for their strength, resilience and stunning natural beauty. Ironbark, known for its rich, reddish-brown hues and exceptional hardness is ideal for high-impact areas.



Blackbutt Allure Cladding



Grey Ironbark Contour Cladding

Spotted Gum offers a unique mix of warm browns and greys, adding character to any exterior. Blackbutt's pale golden tones and Forest Red Gum's deep red to brown shades provide striking, timeless finishes. All of these timbers are naturally resistant to pests and weather making them a sustainable and low-maintenance choice for cladding while enhancing the aesthetic appeal and longevity of any build.

CLADDING



Ironbark Allure Cladding


When selecting Australian hardwood cladding consider the following:

- **BAL Rating:** Essential for bushfire-prone areas; choose timber species rated for your BAL rating.
- **Durability and Resistance:** Opt for durability class 1 species like Spotted Gum, Blackbutt and Ironbark that offer superior longevity.
- **Aesthetic Appeal:** Select hardwood based on colour, grain and texture to match your design.
- **Maintenance Requirements:** Assess the upkeep needed for different hardwoods such as regular oiling.
- **Cost:** Prices vary; balance your budget with quality and longevity.
- **Thermal Performance:** Consider how the cladding affects insulation and heat retention.
- **Timber naturally sequesters carbon** helping to reduce greenhouse gas emissions. Choosing sustainably sourced hardwoods supports eco-friendly building practices.



Blackbutt Traditional Cladding






Evaluating these factors will help you choose hardwood cladding that enhances your property's aesthetics while ensuring longevity and durability.



Blackbutt Allure Cladding

WHAT IS THE BAL RATING OF TIMBER

The Bushfire Attack Level (BAL) rating is a system used to assess the potential severity of a bushfire's impact on a building based on its location, surrounding vegetation and design. It categorises the risk of bushfire attack, helping to determine the level of construction and materials needed to protect a property from bushfire. The BAL rating is crucial for ensuring that homes and buildings are designed and built to withstand specific fire risks, reducing the potential for damage and increasing safety for occupants in fire-prone areas.

Bal Rating	Risk	Exposure Level	Suitable Timber
BAL-12.5 	Low Risk	Minor ember attack	Blackbutt, Spotted Gum, Ironbark, Silvertop Ash
BAL-19 	Moderate Risk	Increased ember attack & heat exposure	Blackbutt, Spotted Gum, Ironbark, Silvertop Ash
BAL-29 	High Risk	Higher radiant heat exposure	Blackbutt, Spotted Gum, Red Ironbark, Silvertop Ash
BAL-40 	Very High Risk	Intense heat, ember attack & some flames	Limited approved fire-resistant timbers
BAL-FZ 	Extreme Risk	Direct flame contact	Non-combustible materials required

CLADDING PROFILES

North Eden Timber offers a wide range of cladding profiles designed to suit various aesthetic and functional needs. With options that cater to both modern and traditional tastes, our profiles are crafted from high-quality timbers, ensuring durability and style. Whether you're looking for a sleek, contemporary finish or a more classic, rustic look, North Eden Timber provides versatile cladding solutions that can elevate any project. From smooth clean lines to textured finishes, their selection promises to meet the demands of any exterior or interior design.

PREMIUM PROFILES

North Eden Timber's tongue and groove cladding outperforms traditional shiplap cladding, offering superior durability, aesthetics and ease of installation. The interlocking design ensures weather resistance, preventing water ingress and improving longevity perfect for Australia's harsh climate.

Our Allure and Aura profiles are end-matched, a precision-cut feature that allows boards to be joined off-stud. This reduces waste, speeds up installation and provides a stronger, more seamless finish. Additionally, our cladding is designed with a hidden fix method, ensuring no screws are visible, resulting in a clean and refined look.

With North Eden Timber's commitment to premium Australian hardwoods, our tongue and groove cladding delivers exceptional durability, natural beauty and long-term performance for any project.



Allure Profile



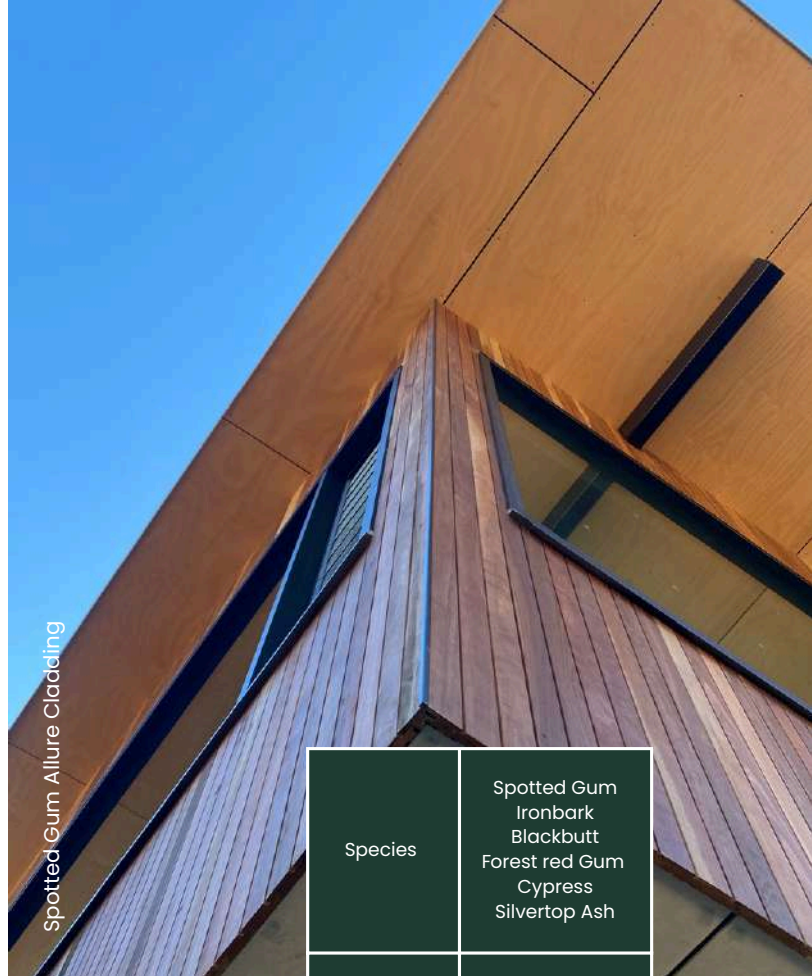
Aura Profile



Contour Profile

ALLURE

Allure Cladding is a premium hardwood cladding solution designed for both aesthetic appeal and functionality. Featuring a secret-fix, end-matched profile, Allure Cladding ensures a seamless and secure installation, enhancing the visual elegance of any structure. Available in durable Australian hardwood species such as Ironbark, Blackbutt, Silvertop Ash, Red Gum and Spotted Gum, this cladding offers versatility for various design preferences. Standard sizes include 64x19 (44mm cover), 86x19mm (66mm cover), 135x19mm (115mm cover) and 185x19 (165mm cover), accommodating different architectural requirements. For those seeking alternative options, White Cypress Pine and other species are available upon request. Allure Cladding is suitable for both horizontal and vertical installations, providing flexibility in design while ensuring compliance with bush fire standards.



Spotted Gum Allure Cladding

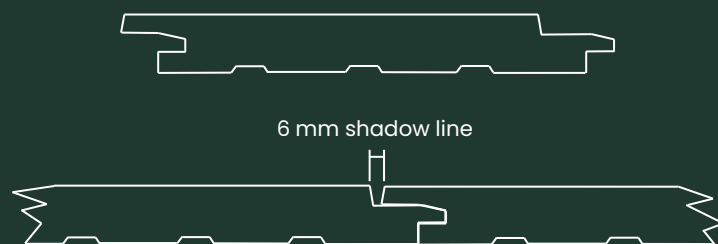
Species	Spotted Gum Ironbark Blackbutt Forest red Gum Cypress Silvertop Ash
Sizes	64x19mm 86x19mm 135x19mm 185x19mm
Effective Cover	44mm 66mm 115mm 165mm
Orientation	Vertical & Horizontal
Secret Fix	Yes
End matched	Yes



NSW Spotted Gum Allure Cladding



Spotted Gum Allure Cladding



1st row / Starter boards available on request

CLADDING

AURA


Aura Cladding is an exciting new profile that takes the sophistication of secret-fix, end-matched hardwood cladding to the next level. Featuring a sleek 2 mm shadow line, Aura delivers a refined, contemporary aesthetic that enhances the linear flow of any space.

One of Aura's standout features is the ability to combine up to three widths and three thicknesses on the same wall, creating dynamic patterns and visual interest while maintaining a flawless finish. Designed for those chasing a true "WOW" factor, Aura transforms spaces into bold statements – whether it's an entryway, foyer, bar, café or a striking feature wall.

With Aura Cladding, you get the perfect balance of functionality, creativity and architectural impact. Manufactured from premium Australian hardwoods, Aura delivers durability, natural beauty and design flexibility with a profile suitable for horizontal or vertical installation.

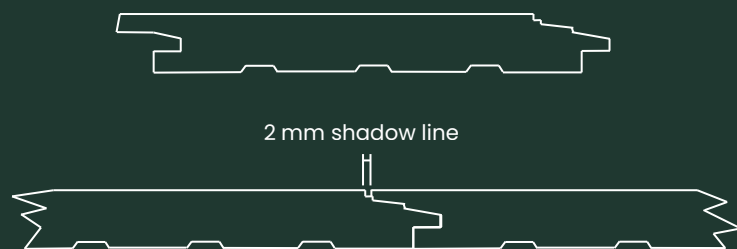


Ironbark Aura Cladding



Ironbark Aura Cladding

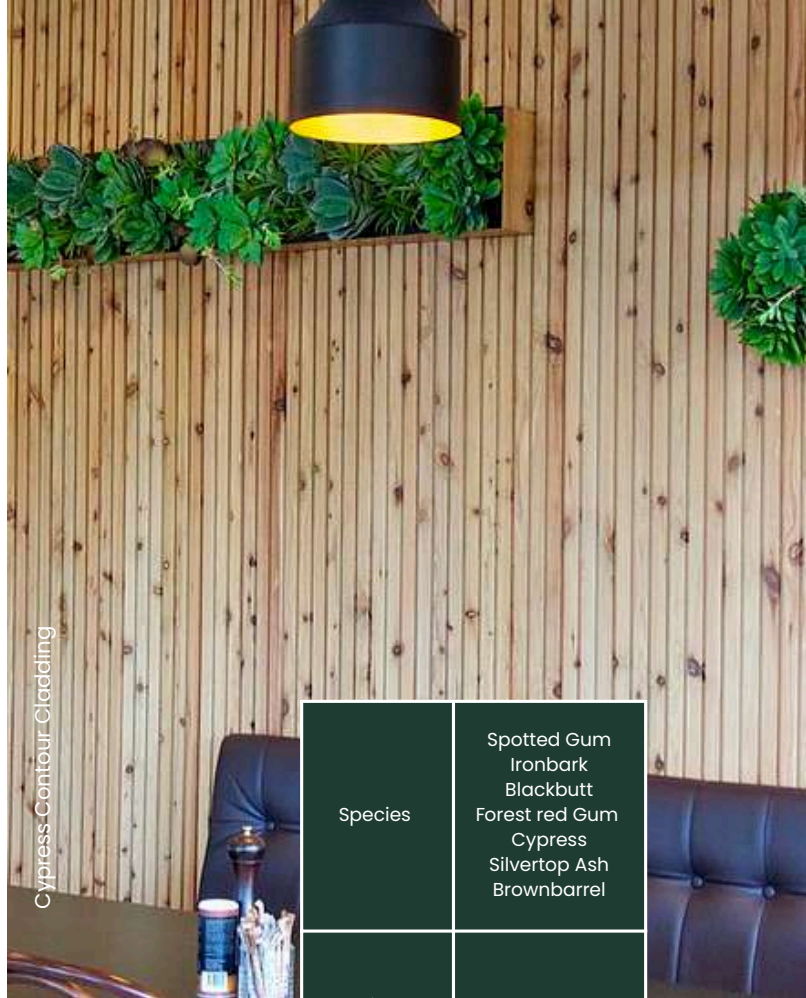
Species	Spotted Gum Ironbark Blackbutt Forest red Gum Cypress Silvertop Ash
Sizes	64x19,26,32mm 86x19,26,32mm 135x19,26,32mm 185x19,26,32mm
Effective Cover	44mm 66mm 115mm 165mm
Orientation	Vertical & Horizontal
Secret Fix	Yes
End matched	Yes



CLADDING


CONTOUR

Contour Cladding is a distinctive product that combines the aesthetic appeal of hardwood timber battens with practical installation and acoustic benefits. Initially designed for interior applications and alfresco areas, its versatility became evident when a client decided to use it on an exterior project with great success. As a result, Contour Cladding is now a sought-after solution for both interior and exterior spaces. Featuring interlocking boards machined to mimic the appearance of traditional battens, this innovative design eliminates the need for extensive structural support, streamlining the installation process and reducing associated costs. It also incorporates a hidden fix method, ensuring a sleek, seamless finish without visible screws. Additionally, Contour Cladding offers excellent sound absorption properties, making it ideal for studios, hotel foyers and any space where noise reduction is a priority.



Cypress Contour Cladding

Species	Spotted Gum Ironbark Blackbutt Forest red Gum Cypress Silvertop Ash Brownbarrel
Size	130x21mm
Effective Cover	105mm
Orientation	Vertical & Horizontal
Secret Fix	Yes
End matched	No



Spotted Gum Contour Cladding



Ironbark Contour Cladding



The combination of beauty, functionality and ease of use makes Contour Cladding a versatile solution for a wide range of architectural and design projects.

CLADDING


CLASSIC OVERLAP CLADDING

In addition to our premium profiles, North Eden Timber offers a range of traditional shiplap-style cladding and weatherboard profiles, designed to seamlessly match existing structures or complement a classic architectural style. These profiles are crafted with the same high-quality Australian hardwoods, ensuring durability and a beautiful finish.

Whether you're looking to replicate an existing design or maintain a consistent aesthetic, our shiplap and weatherboard cladding options provide a timeless, traditional look with the added benefit of superior weather resistance and strength. Perfect for both new builds and heritage restoration projects, these profiles offer a reliable and stylish solution to suit a variety of design needs.



Rusticated Profile



Traditional Profile



Log Cabin Profile



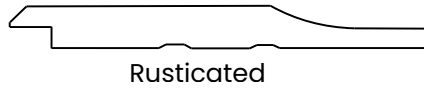
Habitat Profile



Domain Profile

RUSTICATED

North Eden Timber's rusticated cladding profile offers a timeless, classic aesthetic while providing excellent durability for both traditional and contemporary designs. This profile features a rebated edge, allowing each board to sit flush with a distinctive scallop that enhances depth and character. Crafted from premium Australian hardwoods, it delivers natural strength, resilience and a refined finish. Ideal for external applications. North Eden Timber's rusticated cladding is designed to withstand harsh Australian conditions, offering a low-maintenance, high-performance solution that complements a variety of architectural styles.




Rusticated


Species	Spotted Gum Ironbark Blackbutt Forest red Gum Cypress Silvertop Ash
Sizes	135x19mm 185x19mm
Effective Cover	120mm 165mm
Orientation	Horizontal
Secret Fix	No
End matched	No

TRADITIONAL

Traditional weatherboards have been a key feature of Australian homes since the 1850s, shaping the look of Victorian and Queenslander architecture. Today, they remain a popular choice for modern coastal and Australian Hamptons-style homes, offering both visual appeal and protection against harsh weather conditions. This profile creates a distinctive shadow line that enhances the character of any home. North Eden Timber's traditional weatherboards, crafted from durable Australian species, provide a premium, authentic cladding that blends heritage charm with modern performance. Available in a rough sawn finish to truly match any heritage building requirement, or a dressed face to impart a modern look on a classic design. North Eden Timber's traditional weatherboards offer both timeless beauty and long-lasting protection, ensuring a durable and striking exterior for years to come.



Traditional




Traditional Bullnose

Species	Spotted Gum Ironbark Blackbutt Forest red Gum Cypress
Sizes	135x19mm 185x19mm 175x25mm Rough sawn
Effective Cover	110mm 160mm 150mm
Orientation	Horizontal
Secret Fix	No
End matched	No



LOG CABIN

North Eden Timber's Log Cabin profile cladding offers a classic, rustic aesthetic with the durability to withstand Australia's harsh conditions. Milled exclusively from White Cypress Pine, this profile features a rounded face that replicates traditional log construction, making it an ideal choice for cabins, lodges and heritage-style homes. Cypress is naturally termite-resistant, durable and dimensionally stable, ensuring long-lasting performance with minimal maintenance. Whether used for external or internal applications, North Eden Timber's Log Cabin profile provides a warm, natural look with the strength and resilience of sustainably sourced Cypress.



Log Cabin

Species	Cypress
Size	130x42mm
Effective Cover	115mm
Orientation	Horizontal
Secret Fix	No
End matched	No



HABITAT

Habitat cladding provides versatility for architects and designers seeking to achieve unique looks for their projects. When installed, the wide rebate and "square" edges help to enhance the visual appeal of structures adding an element of depth to the finished surface while blending harmoniously with the natural surroundings. The clean, modern lines convey a sense of sophistication. The shiplap profile, requiring face fixing, also adds a further unique characteristic to the product with fastening lines being highlighted as an attractive component for all to see over the lifetime of the structure.



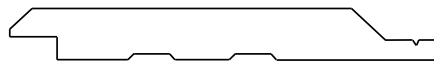
Habitat

Species	Spotted Gum Ironbark Blackbutt Forest red Gum Cypress Silvertop Ash
Sizes	135x19mm 185x19mm
Effective Cover	120mm 165mm
Orientation	Horizontal
Secret Fix	No
End matched	No



DOMAIN

Similar to Habitat profile, Domain offers all of the same classic appeal of Australian native hardwood cladding, with a subtle softening to the profile. A chamfered bottom edge and corresponding chamfer on the board below, go together to create a classic widened vee joint appearance. A classic look which has stood the test of time in Australian building design. Domain profile stands out as a stylish and functional choice.




Domain

Species	Spotted Gum Ironbark Blackbutt Forest red Gum Cypress Silvertop Ash
Sizes	135x19mm 185x19mm
Effective Cover	120mm 165mm
Orientation	Horizontal
Secret Fix	No
End matched	No

Speciality Profiles

North Eden Timber is a leading innovator in the Australian native hardwood manufacturing industry, designing market leading profiles and setting new trends in building and design outcomes. If your project requires an alternative cladding solution, we are always interested. If you would like to work with us to come up with a project specific design, or have a specification that needs profile matching for an existing structure, get in touch and we'll see what we can do!



Spotted Gum Allure Cladding

HAVE YOU CONSIDERED SAWN FACE FINISH?


Sawn faced cladding offers a rustic, natural look with a textured surface that highlights the grain and character of Australian hardwoods. Unlike dressed cladding, the sawn face retains subtle saw marks, giving it a more organic, contemporary appearance while still providing durability and strength. It is ideal for modern architectural designs that want a balance of raw natural beauty and long-lasting performance.



Ironbark Sawn Face Allure Cladding



Ironbark Sawn Face Allure Cladding



Spotted Gum Sawn Face Allure Cladding



Cypress Sawn Face Habitat Cladding



FINISHING

and Maintenance

Maintaining timber cladding is essential to preserve its appearance and extend its lifespan. Regular care protects the wood from environmental factors and ensures it remains a durable feature of your building.

To prevent the build up of dirt, mould and mildew, it is important to clean your timber cladding periodically. Here's how:

- **Gentle Washing:** Use a mild detergent mixed with water and a soft brush to scrub the surface gently. Rinse thoroughly with clean water to remove any soap residue.
- **Mould and Mildew Treatment:** In damp areas, mould and mildew can develop. Apply a suitable cleaner designed for timber, following the manufacturer's instructions to effectively remove these growths.

Protective Coating Application – Applying a protective finish shields the timber from moisture and UV rays, helping to maintain its structural integrity and appearance.

- **Surface Preparation:** Ensure the timber is clean and completely dry. Sand any rough spots to create a smooth even surface.
- **Selecting the Right Finish:** Choose a high-quality, UV-resistant coating appropriate for exterior timber. Options include stains, oils or paints, each offering different levels of protection and aesthetic appeal.
- **Application Process:** Follow the manufacturer's guidelines for application. Typically, this involves applying the coating evenly with a brush or roller, allowing it to dry and then adding additional coats as recommended.

Routine maintenance and inspection helps identify and address issues before they become significant problems.

- **Scheduled Checks:** Inspect your cladding at least once a year looking for signs of wear such as cracks, peeling, or discoloration.
- **Timely Repairs:** Address any issues promptly to prevent further deterioration. This may involve sanding affected areas and reapplying the protective coating.

PRE-OILED OPTION

North Eden Timber offers a pre-oiling service for their decking and cladding products, providing numerous benefits. Unlike on-site oiling, which typically covers only the exposed surface, our pre-oiling process coats the entire board—front, back, and edges. This enhances durability, preserves the timber's natural beauty and reduces the risk of warping or splitting. Additionally, pre-oiling saves time and labor on-site allowing for faster, more efficient installation. With this service, North Eden Timber delivers ready-to-install boards that are both protected and visually enhanced from day one.



Common mistakes to avoid that ensures your timber cladding remains both functional and visually appealing for years to come.

- **Neglecting Maintenance:** Failing to perform regular cleaning and inspections can lead to accelerated wear and potential issues.
- **Improper Use of Pressure Washers:** While pressure washing can be effective, using too high a pressure can damage the timber. Always test on a small area first and use the lowest effective pressure setting.
- **Ignoring Environmental Factors:** Consider your local climate when planning maintenance. For instance, coastal areas with high salt content in the air may require more frequent cleaning and protective treatments.

Upon receiving your timber cladding delivery, it is crucial to follow proper handling and storage practices to maintain the material's quality and ensure a successful installation. Begin by inspecting the shipment for any visible damage or discrepancies, addressing any issues promptly. Store the timber in a dry, well-ventilated area, placed on level supports and elevated off the ground to prevent moisture absorption. If the cladding is pre-finished, handle it carefully to avoid surface scratches or damage. Adhering to these guidelines will help preserve the integrity and appearance of your timber cladding.

It is recommended that hardwood cladding has a coat of timber oil applied to all surfaces prior to installation.



Ironbark Allure Cladding



Blackbutt Habitat Cladding



Silver Top Ash Traditional Cladding

Installation Instructions

The following instructions are a guide and should be used in conjunction with all other applicable Building Codes and Australian Standards. It is advised that installation be conducted by persons with relevant qualifications or experience.

Preparation

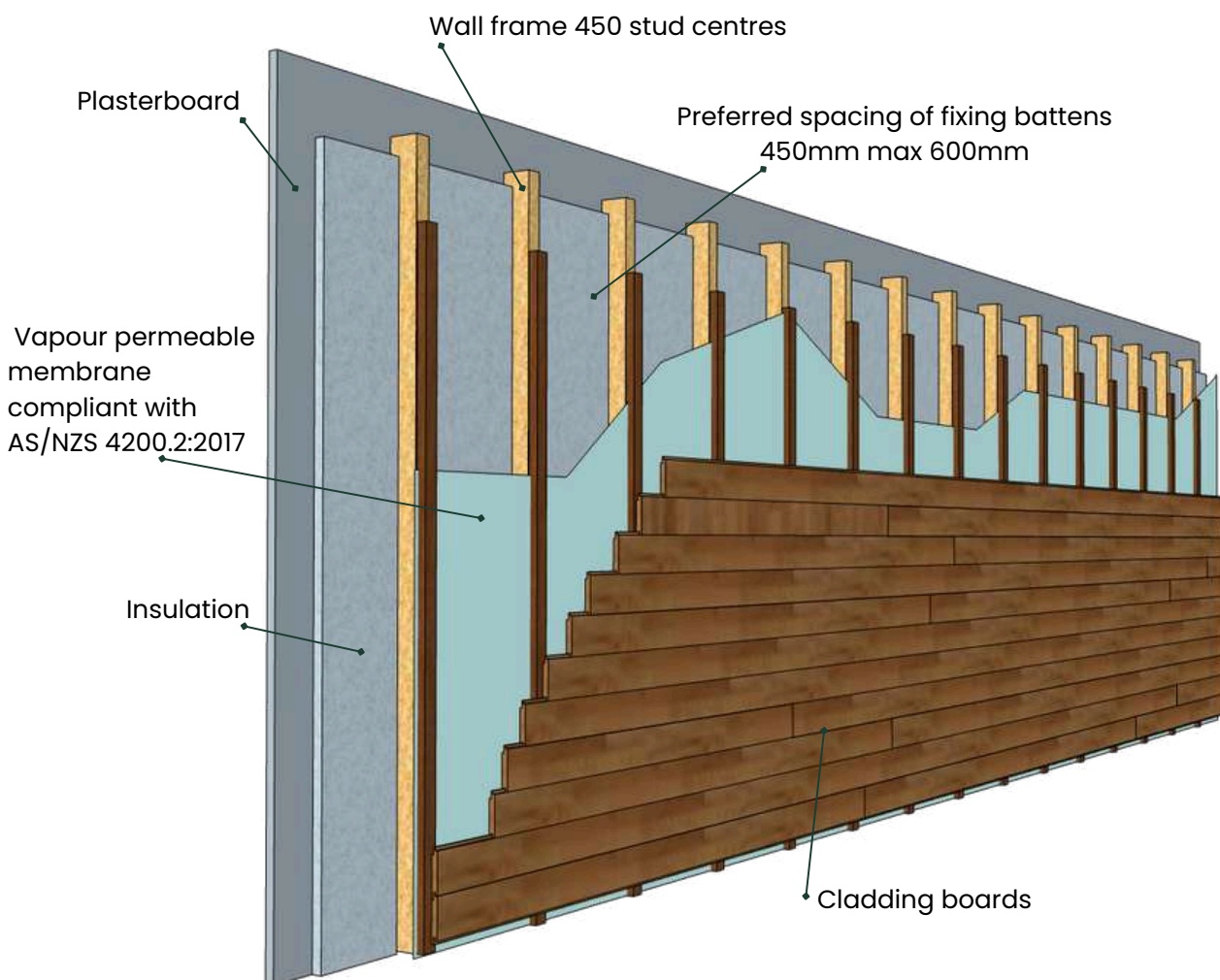
- Ensure all framing has been constructed in accordance with the relevant Australian Standards for Timber or Steel construction.
- Check studs for straightness and plumb. Pack or plane as required.
- Install vapour permeable membrane over the wall studs. Ensure all joins in the membrane have a minimum of 150mm overlap, or as recommended by the membrane manufacturer.
- Affix cavity battens to studs over the vapour permeable membrane. Batten spacing - Nominal 450mm centres. Maximum 600mm centres.
- It is imperative that there is adequate provision for drainage of the cavity factored into the design of the wall. Ensure a suitable solution has been considered.
- Install suitable flashings to all internal corners, external corners, wall ends, wall bases and penetrations (windows/doors, etc)
- Install end stops as required. How the wall dimensions suit the board setout will need to be considered when positioning end stops. Multiple end stop options can be used, dependant on the project specifications and desired aesthetic outcome required to be achieved.
- Once all preparation work has been completed, cladding is ready to be installed.

Installation

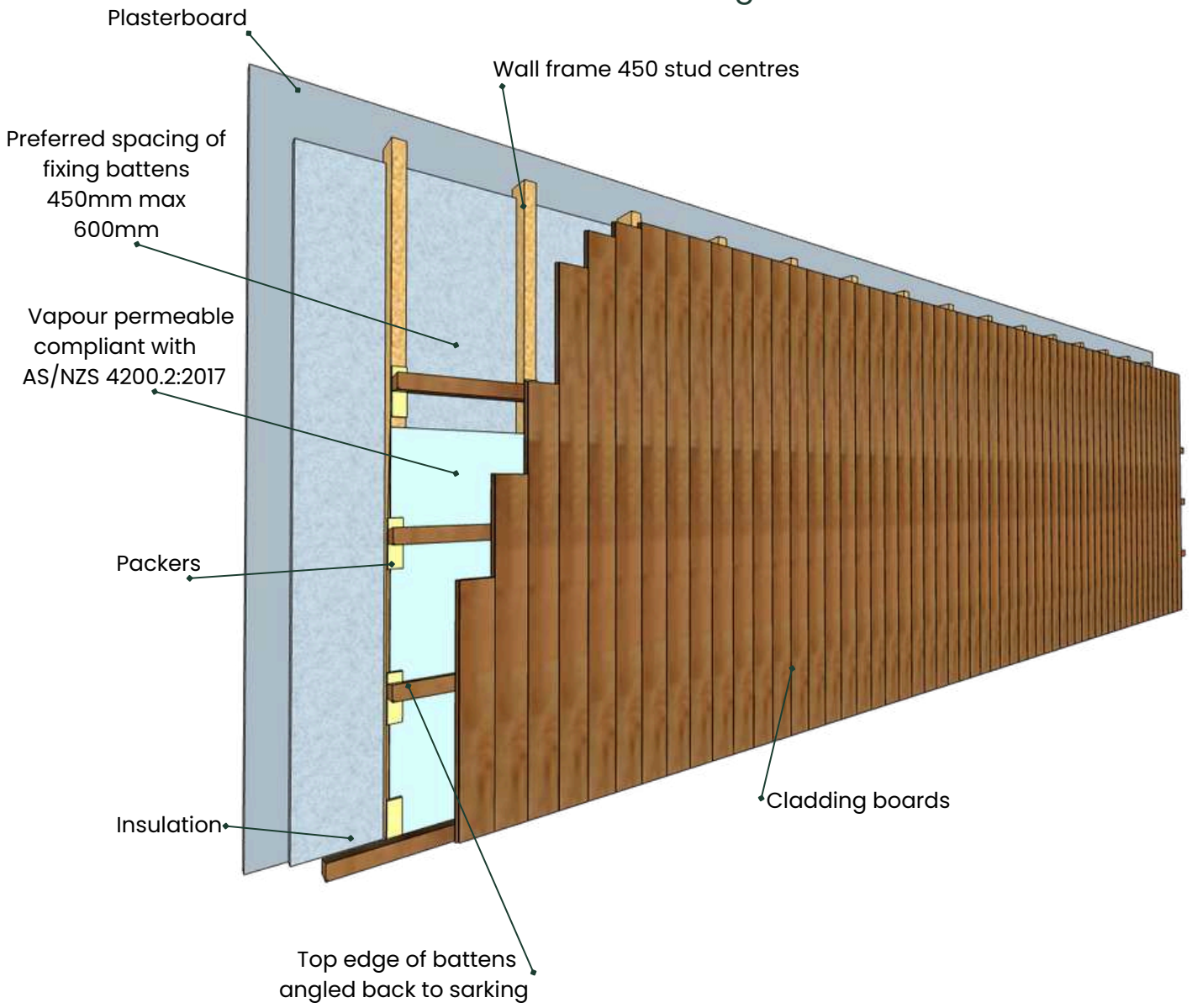
- Starter boards can be made on site by cutting the groove from the first board to be installed. This will reduce the effective cover of the starter board. Alternatively, starter boards can be purchased from North Eden Timber, which provide full effective cover.
- Check the wall setout to ensure appropriate cover. Mark board increments on the battens as a guide. Allowance for expansion needs to be considered in the setout.
- Install starter boards at the appropriate position.
- Fastenings used must meet the appropriate corrosion resistance level for the area where they are being installed.
- Fastening depth penetration and head holding power should be considered, to ensure the cladding is adequately secured into the battens.

- When installing tongue and groove profiles vertically, where possible, the tongue of each board should face the prevailing weather direction.
- Secret fix profiles are installed by pre drilling and fixing through the tongue of each board. Ensure adequate depth of countersink for screw heads, so that no pressure is placed on the groove of the next board when it is installed. 1 fastening per batten.
- Face fixing requires attention to detail if screw/nail lines are to be a feature of the finished cladding. Ensure fastenings are installed in a straight line and same distance in from the edge of the board.
- Boards should be pre-drilled for fastenings to prevent splitting. Fastenings should be located at least 25mm from the ends of boards.
- End matched boards allow for joins to be positioned between battens. Ensure boards do not have joins within the same batten spacing as the row immediately before or after.
- An appropriate sealant should be applied to all end matched joints. If excess appears during installation, wait until it is dry before removing with a sharp blade or chisel, being cautious not to mark the surface.

Horizontal Installation diagram



Vertical Installation diagram



OUR HARDWOOD SPECIES



Spotted Gum (NSW, QLD)

Corymbia maculata, Corymbia citriodora

Spotted Gum is a strong and durable Australian hardwood with a distinctive wavy grain and rich colour variation from pale greys to deep browns. Naturally resistant to termites and with a bushfire rating up to BAL 29, it is ideal for exterior cladding. Its natural oils enhance weather resistance ensuring a long-lasting, premium finish for residential and commercial projects.



Ironbark

Eucalyptus paniculata

Ironbark is a dense and durable Australian hardwood with rich red to dark brown tones and a tight, straight grain. Naturally resistant to termites, borers and bushfire rated up to BAL 29, it is ideal for exterior cladding. Its hardness and strength ensure a long-lasting, premium finish for residential and commercial projects.



Blackbutt

Eucalyptus pilularis

Blackbutt is a versatile Australian hardwood with a straight to slightly interlocked grain and warm golden to pale brown tones. Naturally durable and bushfire resistant (BAL 29), it is ideal for exterior cladding. Its strength and clean, contemporary look make it a popular choice for both residential and commercial projects.



Red Gum

Eucalyptus tereticornis

Forest Red Gum is a durable Australian hardwood with deep red heartwood and pale sapwood, featuring a moderately coarse, interlocked grain. Naturally strong and long-lasting, it is suitable for exterior cladding and delivers a bold, timeless finish. With excellent durability and bushfire resistance up to BAL 19, it is a premium choice for residential and commercial projects.



Silvertop Ash

Eucalyptus sieberi

Silvertop Ash is a versatile Australian hardwood with brown to pinkish tones, distinct growth rings and an interlocked grain. Naturally durable with good bushfire resistance up to BAL 29, it is well-suited to exterior cladding. Its clean finish and resilience make it a reliable choice for residential and commercial projects.




Western Red Cedar Crevice Profile



Spotted Gum Contour Cladding



Ironbark Sawn Face Allure Cladding



Spotted Gum Allure Cladding



Ironbark Allure Cladding



Blackbutt Traditional Cladding



Ironbark Allure Cladding



Blackbutt Domain Cladding



Ironbark Habitat Cladding



Ironbark Allure Cladding

ORDERING

For the most efficient service, follow the steps below when ordering your timber:

- 1 Explore Our Products - Browse our website to find the perfect Australian Native Hardwood product and profile for your project. If you need any help, call us on 02 6495 7877 or use the Contact form on the website

- 2 Send us an email at rob@northedentimber.com.au with all details, including your name, phone number and address.

- 3 When placing your order, be sure to include:
 - Purpose of the timber (e.g. decking, cladding, flooring)
 - Profile and size required
 - Quantities needed
 - preferred species
 - Interior or exterior application
 - Bushfire rating requirement
 - Project location
 - Timeframe for delivery or pickup
 - Whether you need delivery or plan to pick up

The more information you provide us, the better.

- 4 Confirm Your Order: Once availability and pricing are verified, finalise your order, arrange payment and schedule pickup or delivery.

Tips to remember

Lead Times: Due to the nature of the supply of timber, lead times vary considerably from a few weeks up to six months. Planning ahead will help ensure your project stays on schedule. The best time to order timber is right after council approval— the sooner the better to ensure your requirements can be sourced and made available when needed. This will help avoid delays or disappointment.

Cladding, decking and flooring is typically supplied in random length packs.

"The best friend on earth of man is the tree: When we use the tree respectfully and economically, we have one of the greatest resources of the earth."

Frank Lloyd Wright

Cladding Brochure | Version 1 | Released October 2025

North Eden Timber
18 Sir William McKell Drive
Pambula NSW 2549

Tel: 02 6495 7877
Email: sales@northedentimber.com.au



www.northedentimber.com.au